
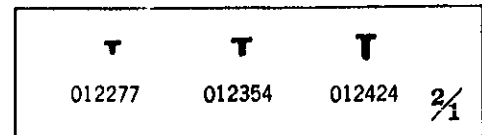


Cal. 7006A





☆ 884005
☆ 884008
☆ 884009
☆ 884013

Characteristics
 Casing diameter: 27.00 φmm
 Maximum height: 4.85 mm
 Vibrations per hour: 21,600
 Automatic winding with sweep second
 Calendar (day & date)
 Instant date setting
 "Diashock" Shock Resistant Device
 "Diafix" Oil Lubrication Device

Calibre No.	7006A	Jewels	Style Name
⇨ Basic Calibre 7005A 17J Catalog No. 70-05-1		17j 21j	
PART NO.	LIST OF MATERIALS	PART NO.	LIST OF MATERIALS
112013	Barrel & train-wheel bridge (for 21j)	817004	Intermediate date wheel
112020	Barrel & train-wheel bridge (for 17j)	868002	Day finger
122004	Center wheel bridge	☆870008	Day star with dial disk
161004	Pallet cock	873003	Day jumper
171022	Balance cock	☆884005	Holding ring for dial
201024	Complete barrel with arbor & mainspring	☆884008	
224007	Center wheel & pinion with cannon pinion	☆884009	
225005	Cannon pinion	☆884013	
231006	Third wheel & pinion (for 17j)	963001	
231007	Third wheel & pinion (for 21j)	012123	Stud screw
241010	Sweep second wheel & pinion	012277	Lower end-piece screw for 3rd & escape wheel (for 21j)
251012	Escape wheel & pinion (for 17j)	012354	Date driving wheel screw
251013	Escape wheel & pinion (for 21j)	012354	Date dial guard screw
261006	Minute wheel	012415	Bridge screw
271007	Hour wheel	012417	Pallet cock screw
282003	Clutch wheel	012419	Casing clamp screw
285013	Ratchet wheel	012424	Center wheel bridge screw
301009	Jewelled pallet fork & staff	012539	Second reduction wheel screw
310020	Balance complete with stud	012713	Setting lever spring screw
315008	Balance staff	012736	Day jumper screw
331005	Roller with jewel	012919	Ratchet wheel screw
341007	Regulator	011715	Upper hole jewel for center wheel
345007	Stud holder	011146	Lower hole jewel for center wheel
354015	Winding stem	011321	Upper hole jewel for 3rd wheel (for 17j)
☆357005		011540	Lower hole jewel for 3rd wheel (for 17j)
381004	Click	011651	Lower hole jewel for 3rd wheel (for 21j)
383004	Setting lever	011322	Upper hole jewel for escape wheel (for 17j)
384006	Yoke (Clutch lever)	011322	Lower hole jewel for escape wheel (for 17j)
388003	Setting lever spring	011611	Lower hole jewel for escape wheel (for 21j)
☆397003	Lever for unlocking stem	011505	Upper hole jewel for pallet
399006	Casing clamp	011505	Lower hole jewel for pallet
436001	Lower end-piece for 3rd & escape wheel (for 21j)	011162	Upper hole jewel for 1st reduction wheel
☆998003	Indicator wheel	011151	Lower hole jewel for 1st reduction wheel
☆999003	Indicator wheel spring	013009	Tube for bridge screw
014293	Diashock upper frame	013186	Tube for pallet cock screw (long)
014294	Diashock lower frame	013197	Tube for 2nd reduction wheel screw
014295	Diashock hole jewel with frame	013198	Tube for pallet cock screw (short)
011220	Diashock cap jewel	013199	Tube for date driving wheel screw
014217	Diashock spring	013975	Eccentric dial pin
015541	Diafix upper hole jewel with frame for 3rd wheel (for 21j)		
015551	Diafix upper hole jewel with frame for escape wheel (for 21j)		
011221	Diafix cap jewel (for 21j)		
014417	Diafix spring (for 21j)		
509004	Oscillating weight with ball-bearing		
511002	First reduction wheel		
514002	Second reduction wheel		
828002	Oscillating weight arbor		
831001	Pawl lever		
836002	First reduction wheel holder		
556004	Date finger		
☆801012	Date dial		
☆801013			
802005	Date driving wheel		
808005	Date dial guard		
810002	Date jumper		

☆ ⇨ Please see remarks on the next page.

As for all other parts not shown here, please refer to the basic calibre (Cal. No. 7005A 17J Catalog No. 70-05-1 Green page).

☆ ⇨ Please see remarks on the next page.

Items in light letters are not shown in photos; those parts are interchangeable with the basic calibre (Cal. No. 7005A 17J Catalog No. 70-05-1 Green page).

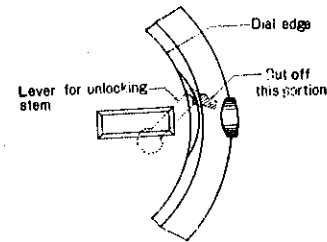
Calibre No.	7006A	Jewels	17j	Style Name	
⇒ Basic Calibre 7005A 17J Catalog No. 70-05-1			21j		

Remarks :

Winding stem (☆357005)
 Indicator wheel (☆998003)
 Indicator wheel spring (☆999003) } Used only for the models with rotating dial ring.

Lever for unlocking stem

☆ 397003..... Used for the one-piece or square type waterproof case. Adjust the tail length of the lever for unlocking stem by cutting the tail may not touch the case and project over the dial for pushing the lever (Refer to the diagram on the right).



Date dial

☆ 801012(Black figures on white background) } Used when both the crown and the date frame are located at 3 o'clock.
 ☆ 801013(White figures on black background) }

If the date dial is required in any other type, specify ① Cal. No. ② the crown position ③ the date frame position and ④ the dial No.

Day star with dial disk


☆ 870008(English letters)..... Used when both the crown and the day frame are located at 3 o'clock.

If the day star with dial disk is required in any other type, specify the number printed on the disk.

Holding ring for dial — There are four types of holding ring for dial. Select the suitable one by the following procedures after referring to the sectional shapes in the lower diagram. —

- ☆ 884005 (Refer to fig. 1) Used only for the one-piece waterproof case.
- ☆ 884008 (Refer to fig. 2) Used for the screw back or snap back waterproof case with the dial of 27.50mm ~ 28.50 φmm external diameter.
- ☆ 884009 (Refer to fig. 2) Used for the screw back or snap back waterproof case with the dial of 29.50mm ~ 30.50 φmm external diameter.
- ☆ 884013 (Refer to fig. 3) Used only for models with rotating dial ring.

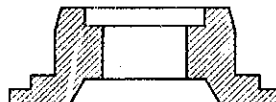
If the parts number of the holding ring for dial is unknown or when ordering a holding ring for dial other than the above-mentioned ones, specify ① Cal. No. ② the dial No. and ③ the case No.




(fig. 1)



(fig. 2)



(fig. 3)



Cal. 7006A

Characteristics

Casing diameter: 27.00 ϕ mm
 Maximum height: 4.85 mm
 Vibrations per hour: 21,600
 Automatic winding with sweep second
 Calendar (day & date)
 Instant date setting
 "Diashock" Shock Resistant Device
 "Diafix" Oil Lubrication Device

112055

224007

225005

231015

241010

251023

271007

015541

015551

011221

014417

☆357005

☆998003

☆999003

☆801012

☆801013

802005

808005

868002

☆870008
☆870032

873003

963001

☆884005
 ☆884008
 ☆884009
 ☆884013

012354

012420

012424

31

Calibre No.	Jewels	Style Name	
7006A	19j		
⇒ Basic Calibre 7005A 17J Catalog No. 70-05-1			
PART NO.	LIST OF MATERIALS	PART NO.	LIST OF MATERIALS
112055	Barrel & train-wheel bridge	963001	Snap for day star with dial disk
122004	Center wheel bridge	012123	Stud screw
161004	Pallet cock	012354	Date driving wheel screw
171022	Balance cock	012354	Date dial guard screw
201024	Complete barrel with arbor & mainspring	012417	Pallet cock screw
224007	Center wheel & pinion with cannon pinion	012419	Casing clamp screw
225005	Cannon pinion	012420	Bridge screw
231015	Third wheel & pinion	012424	Center wheel bridge screw
241010	Sweep second wheel & pinion	012539	Second reduction wheel screw
251023	Escape wheel & pinion	012713	Setting lever spring screw
261006	Minute wheel	012736	Day jumper screw
271007	Hour wheel	012919	Ratchet wheel screw
282003	Clutch wheel	011715	Upper hole jewel for center wheel
285013	Ratchet wheel	011146	Lower hole jewel for center wheel
301009	Jewelled pallet fork & staff	011540	Lower hole jewel for 3rd wheel
310020	Balance complete with stud	011528	Lower hole jewel for escape wheel
315008	Balance staff	011505	Upper hole jewel for pallet
331005	Roller with jewel	011505	Lower hole jewel for pallet
341007	Regulator	011162	Upper hole jewel for 1st reduction wheel
345007	Stud holder	011151	Lower hole jewel for 1st reduction wheel
354015	Winding stem	013009	Tube for bridge screw
☆357005		013186	Tube for pallet cock screw (long)
381004	Click	013197	Tube for 2nd reduction wheel screw
383004	Setting lever	013198	Tube for pallet cock screw (short)
384006	Yoke (Clutch lever)	013199	Tube for date driving wheel screw
388003	Setting lever spring	013975	Eccentric dial pin
☆397003	Lever for unlocking stem		
399006	Casing clamp		
☆998003	Indicator wheel		
☆999003	Indicator wheel spring		
014293	Diashock upper frame		
014294	Diashock lower frame		
014295	Diashock hole jewel with frame		
011220	Diashock cap jewel		
014217	Diashock spring		
015541	Diafix upper hole jewel with frame for 3rd wheel		
015551	Diafix upper hole jewel with frame for escape wheel		
011221	Diafix cap jewel		
014417	Diafix spring		
509004	Oscillating weight with ball-bearing		
511002	First reduction wheel		
514002	Second reduction wheel		
828002	Oscillating weight arbor		
831001	Pawl lever		
836002	First reduction wheel holder		
556004	Date finger		
☆801012	Date dial		
☆801013			
802005	Date driving wheel		
808005	Date dial guard		
810002	Date jumper		
817004	Intermediate date wheel		
868002	Day finger		
☆870008	Day star with dial disk		
☆870032			
873003	Day jumper		
☆884005	Holding ring for dial		
☆884008			
☆884009			
☆884013			

☆⇒ Please see remarks on the next page.
 As for all other parts not shown here, please refer to the basic calibre
 (Cal. No. 7005A 17J Catalog No. 70-05-1 Green page).

☆⇒ Please see remarks on the next page.
 Items in light letters are not shown in photos; those parts are interchangeable with the basic calibre
 (Cal. No. 7005A 17J Catalog No. 70-05-1 Green page).

Calibre No. **7006A**

Jewels
19j

Style Name

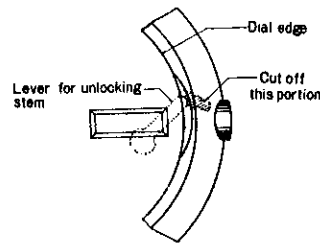
Basic Calibre 7005A 17J Catalog No. 70-05-1

Remarks :

Winding stem (☆357005)
Indicator wheel (☆998003)
Indicator wheel spring (☆999003) } Used only for the models with rotating dial ring.

Lever for unlocking stem

☆397003 Used for the one-piece or square type water-resistant case.
Adjust the tail length of the lever for unlocking stem by cutting the tail may not touch the case and project over the dial for pushing the lever (Refer to the diagram on the right).



Date dial

☆801012(Black figures on white background) } Used when both the crown and the date frame are located at 3 o'clock.
☆801013(White figures on black background) }

If the date dial is required in any other type, specify ① Cal. No. ② Jewels ③ the crown position ④ the date frame position and ⑤ the dial No.

Day star with dial disk


☆870008(English letters, Black figures on white background) } Used when both the crown and the day frame are located at 3 o'clock.
☆870032(English letters, White figures on black background) }

If the day star with dial disk is required in any other type, specify the number printed on the disk.

Holding ring for dial — There are four types of holding ring for dial. Select the suitable one by the following procedures after referring to the sectional shapes in the lower diagram.

- ☆884005(Refer to fig.1) Used only for the one-piece water-resistant case.
- ☆884008(Refer to fig.2) Used for the screw back or snap back water-resistant case with the dial of 27.50 ϕ mm~28.50 ϕ mm external diameter.
- ☆884009(Refer to fig.2) Used for the screw back or snap back water-resistant case with the dial of 29.50 ϕ mm~30.50 ϕ mm external diameter.
- ☆884013(Refer to fig.3) Used only for models with rotating dial ring.

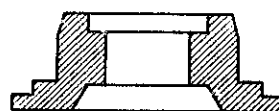
If the parts number of the holding ring for dial is unknown or when ordering a holding ring for dial other than the above-mentioned ones, specify ① Cal. No. ② Jewels ③ the dial No. and ④ the case No.



(fig. 1)



(fig. 2)



(fig. 3)